

Team: Reno Huskies **Score 43**

Opponent: Carson Senators **38**

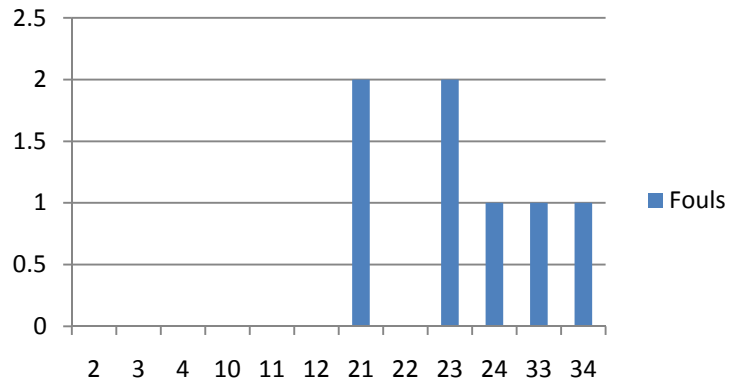
Date: 11/28/2008

Fouls	#	FG	3's	Free Throw		Total Points	Rebounds		Turnover	Blocks	Assists	Steals
				A	M		O	D				
0	2	0	0	0	0	0	0	0	0	0	0	0
0	3	0	0	0	0	0	0	0	0	0	0	0
0	4	0	0	0	0	0	0	4	1	0	0	1
0	10	0	0	0	0	0	0	0	0	0	0	0
0	11	0	0	0	0	0	0	1	0	0	1	0
2	12	1	0	3	1	3	1	0	2	0	0	5
0	21	0	0	0	0	0	0	0	0	0	0	0
2	22	4	0	10	6	14	0	4	0	0	1	1
1	23	0	0	0	0	0	0	2	2	0	1	3
1	24	4	1	5	1	10	1	5	0	2	0	2
1	33	7	0	0	0	14	1	3	0	0	1	4
0	34	0	0	0	0	0	0	0	0	0	0	0

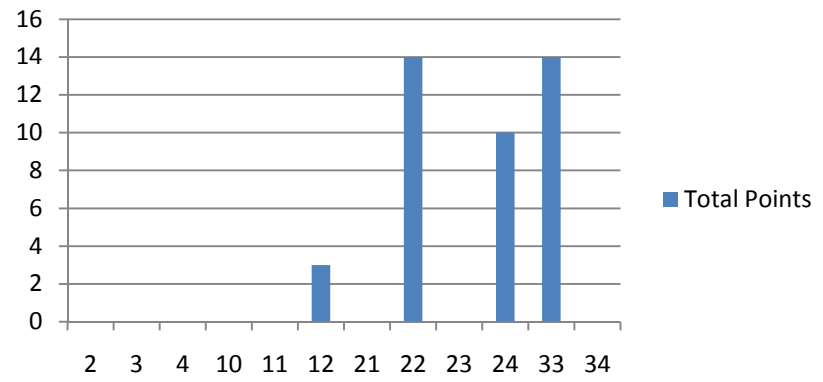
1st Fouls: 6

2nd Fouls: 11

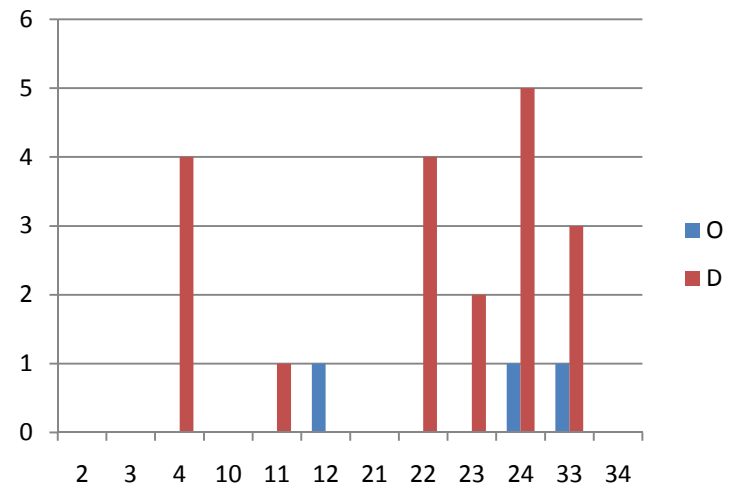
Fouls



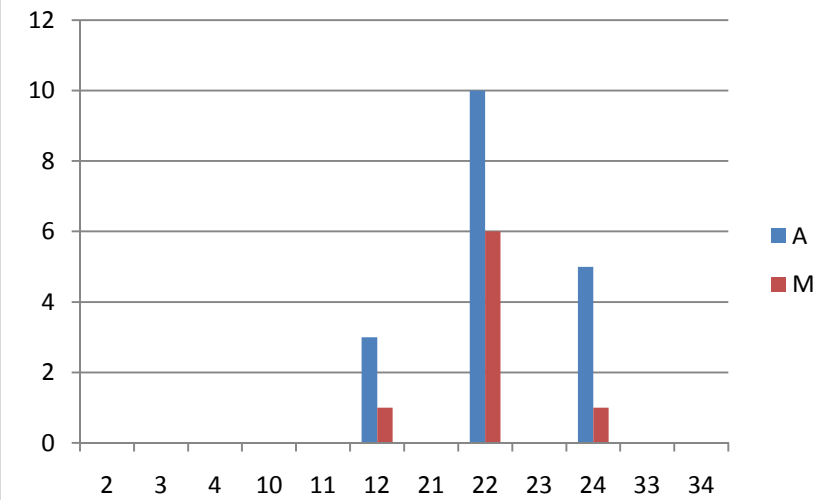
Total Points



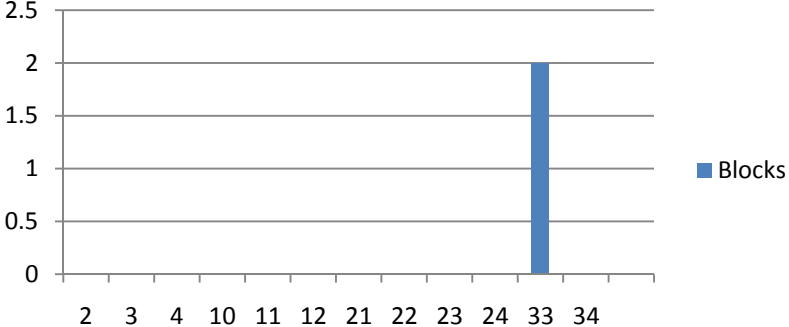
Rebounds



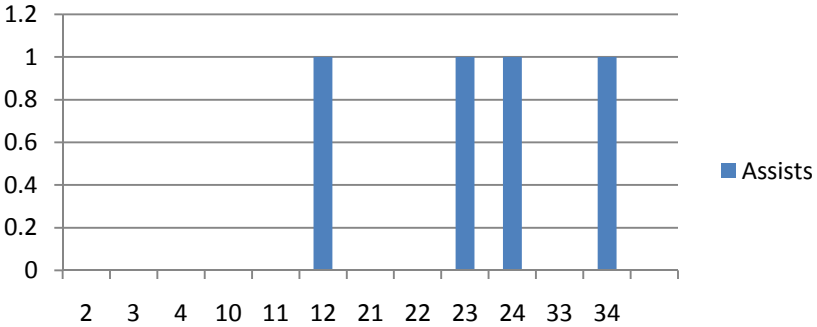
Free Throws



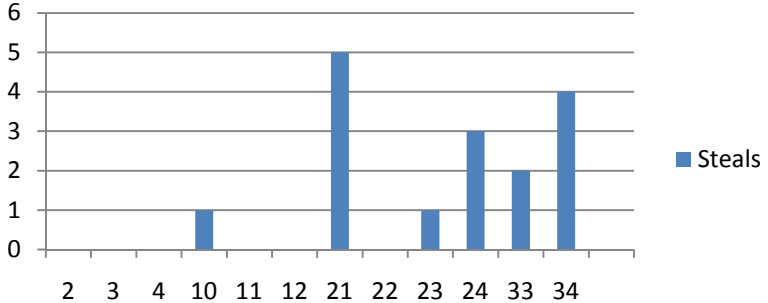
Blocks



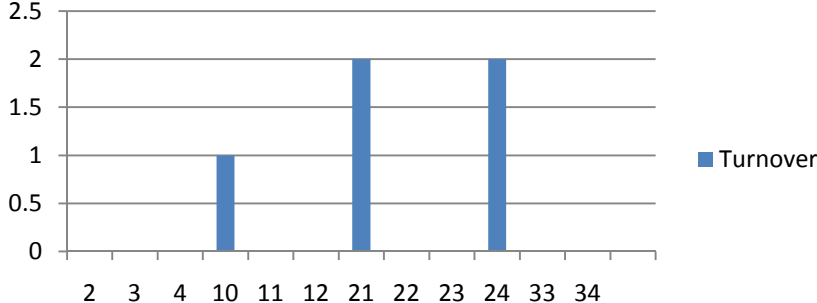
Assists



Steals



Turnover



Team: Reno Huskies **Score 62**

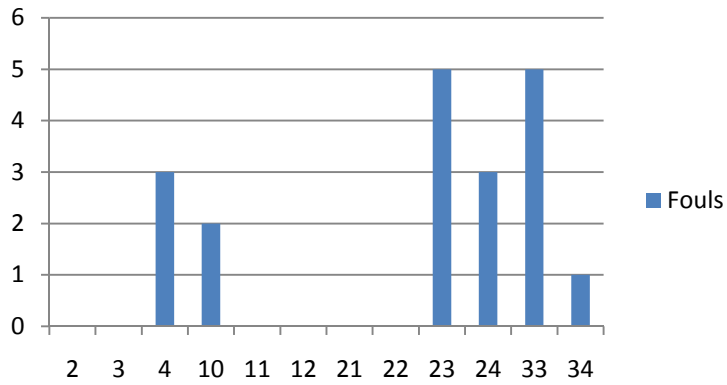
Opponent: Manogue Miners **59**

Date: 12/2/2008

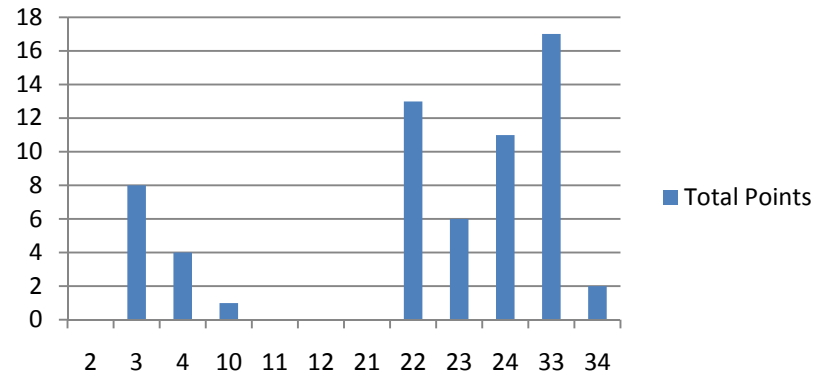
Fouls	#	FG	3's	Free Throw		Total Points	Rebounds		Turnover	Blocks	Assists	Steals
				A	M		O	D				
0	2	0	0	0	0	0	0	0	0	0	0	0
3	3	4	0	2	0	8	0	1	1	0	0	1
2	4	2	0	0	0	4	1	4	0	0	0	0
0	10	0	0	2	1	1	0	0	0	0	0	0
0	11	0	0	0	0	0	0	0	0	0	0	0
0	12	0	0	0	0	0	0	0	0	0	0	0
0	21	0	0	0	0	0	0	0	0	0	0	0
5	22	5	0	4	3	13	0	2	1	1	0	1
3	23	3	0	0	0	6	2	0	0	0	0	0
5	24	5	0	2	1	11	2	7	0	0	1	0
1	33	8	0	2	1	17	1	4	0	0	0	1
0	34	1	0	0	0	2	0	2	0	0	0	0

1st Fouls: 6
 2nd Fouls: 11

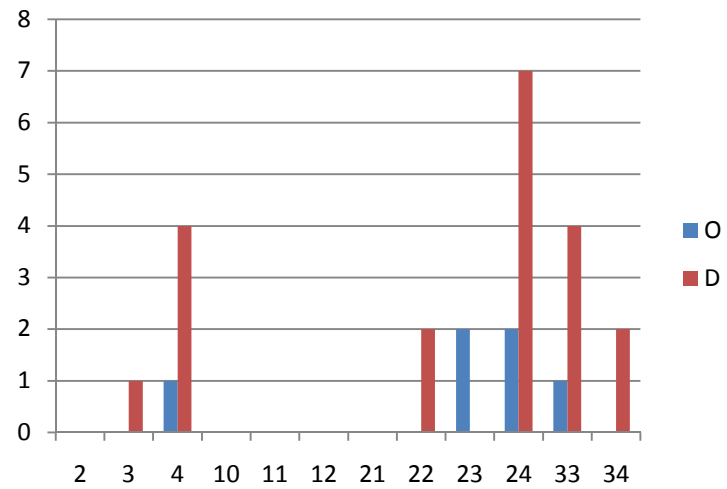
Fouls



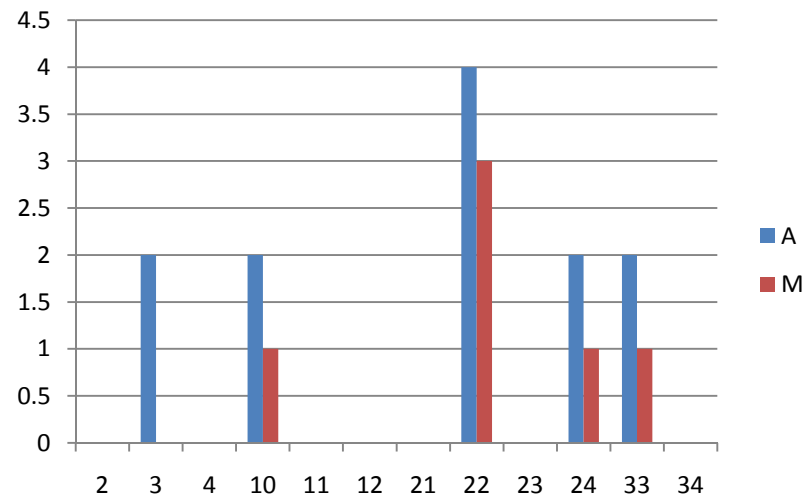
Total Points



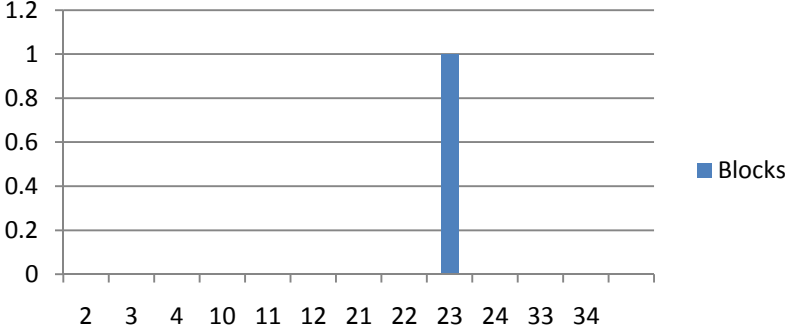
Rebounds



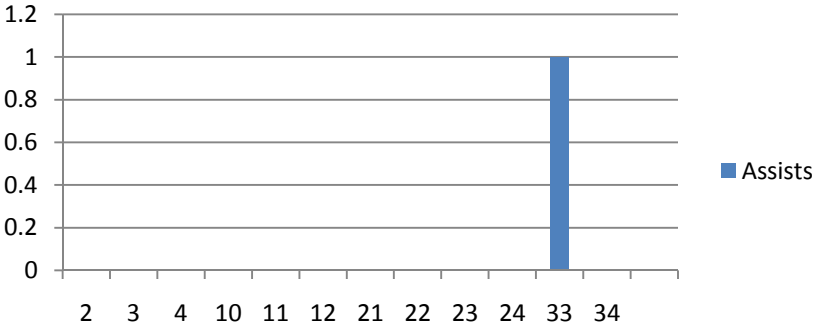
Free Throws



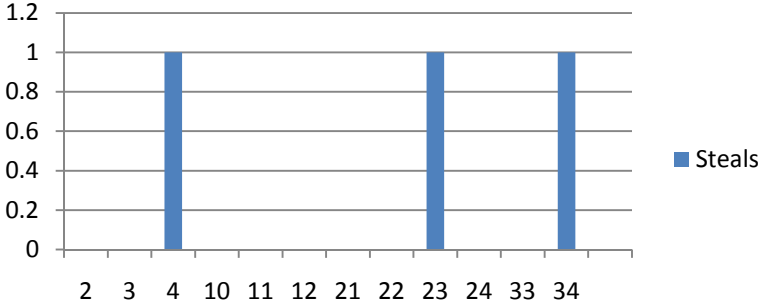
Blocks



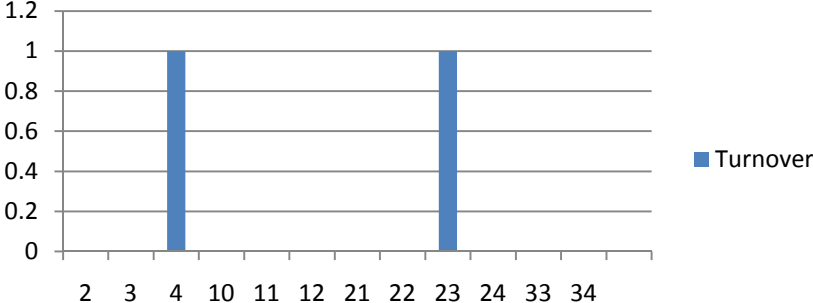
Assists



Steals



Turnover



Team: Reno Huskies **Score**
47

Opponent: McQueen Lancers **18**

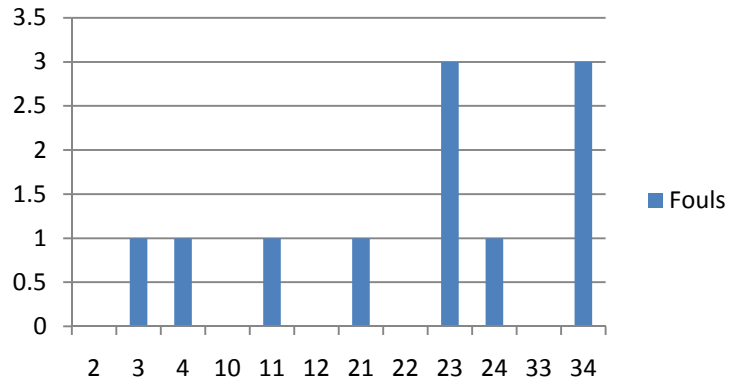
Date: 12/11/2008

Fouls	#	FG	3's	Free Throw		Total Points	Rebounds		Turnover	Blocks	Assists	Steals
				A	M		O	D				
1	2	0	0	6	3	3	2	1	2	0	1	1
1	3	3	0	0	0	6	2	0	0	0	0	3
0	4	0	0	2	1	1	0	0	1	0	0	0
1	10	1	0	0	0	2	0	0	0	0	0	0
0	11	0	0	0	0	0	0	0	0	0	0	0
1	12	0	0	0	0	0	0	1	0	0	0	2
0	21	0	0	0	0	0	0	0	0	0	0	0
3	22	3	0	2	0	6	3	0	4	1	1	0
1	23	1	0	2	1	3	0	1	3	0	0	1
0	24	4	0	2	2	10	2	4	0	1	0	0
3	33	3	0	2	2	8	2	0	3	2	0	4
1	34	1	1	4	3	8	1	0	0	1	0	5

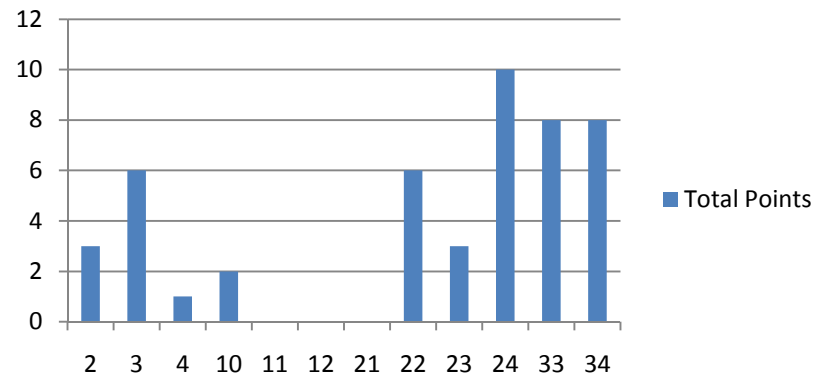
1st Fouls: 5

2nd Fouls: 6

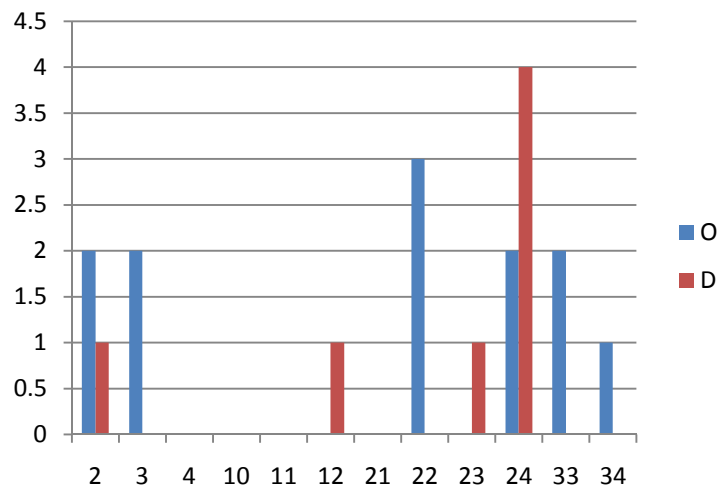
Fouls



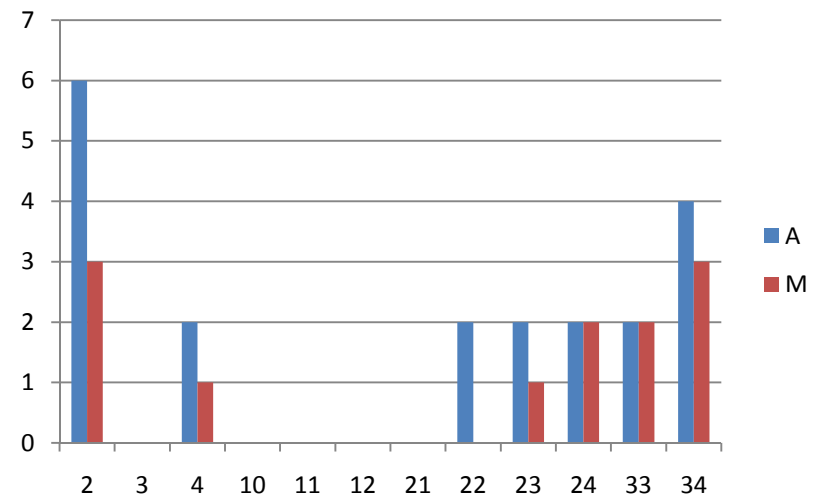
Total Points



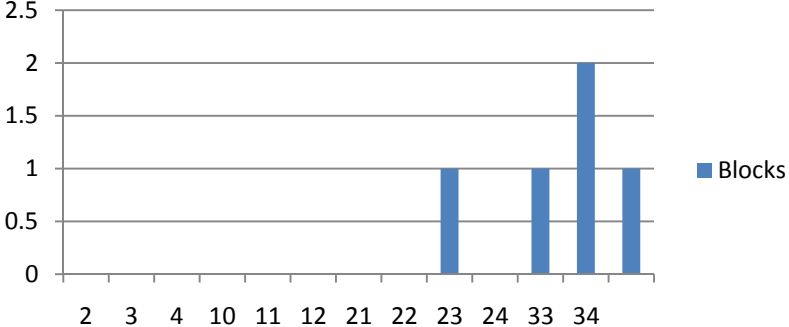
Rebounds



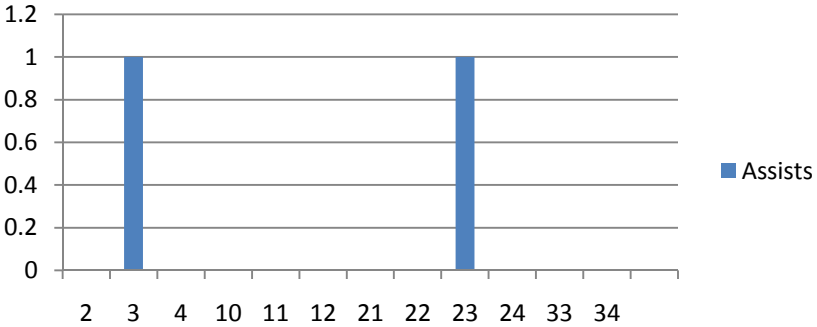
Free Throws



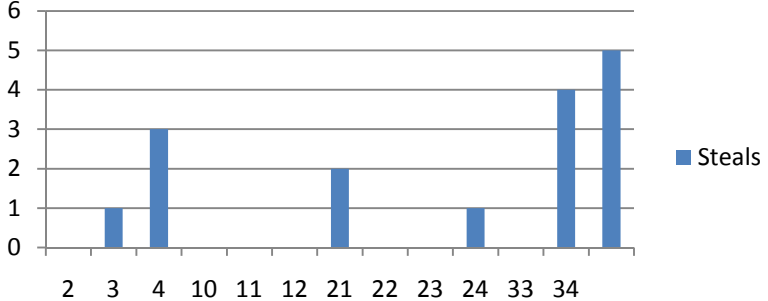
Blocks



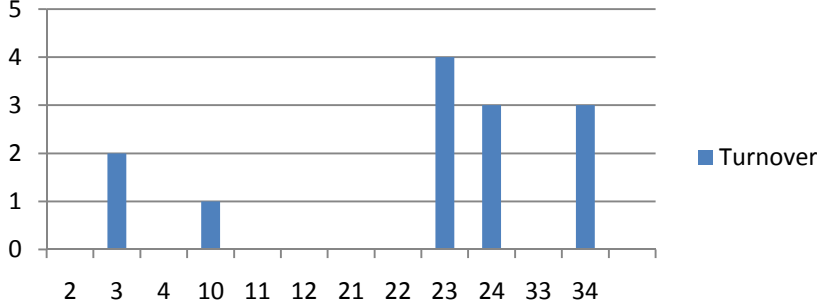
Assists



Steals



Turnover



Team: Reno Huskies **Score 41**

Opponent: Douglas Tigers **24**

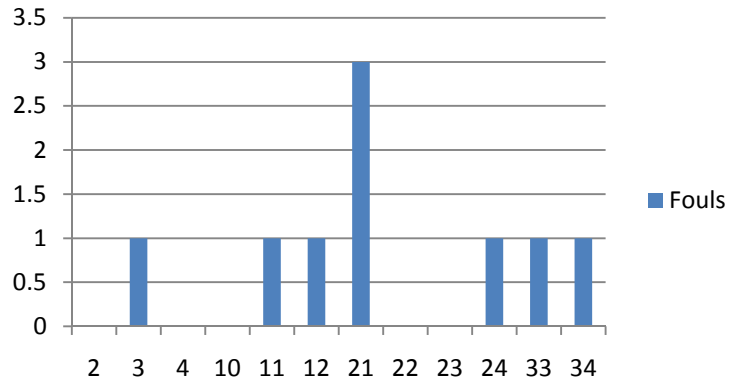
Date: 12/12/2008

Fouls	#	FG	3's	Free Throw		Total Points	Rebounds		Turnover	Blocks	Assists	Steals
				A	M		O	D				
1	2	1	0	2	0	2	2	0	0	1	1	1
0	3	0	0	2	0	0	0	1	0	0	0	3
0	4	2	0	0	0	4	0	1	1	0	0	0
1	10	1	0	0	0	2	0	0	0	0	0	0
1	11	0	0	0	0	0	0	0	1	0	0	0
3	12	1	0	1	0	2	1	2	1	0	1	2
0	21	0	0	0	0	0	0	0	0	0	0	0
0	22	2	0	0	0	4	2	2	0	0	1	0
1	23	1	0	0	0	2	0	0	0	0	2	2
1	24	6	0	4	1	13	3	3	1	0	0	5
1	33	2	0	0	0	4	1	3	3	2	0	6
0	34	1	2	0	0	8	0	0	0	2	2	3

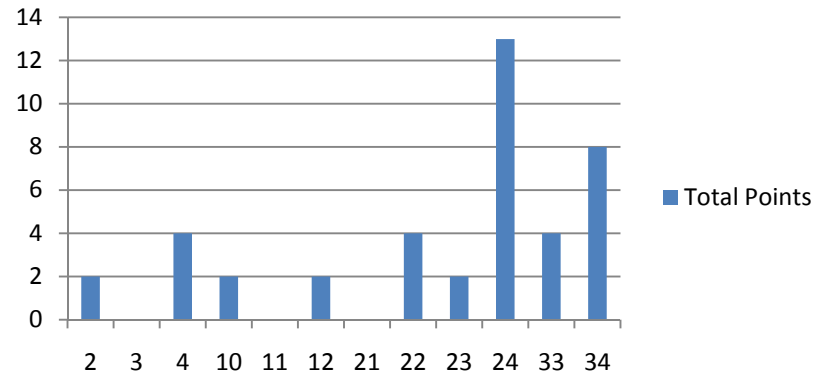
1st Fouls: 2

2nd Fouls: 7

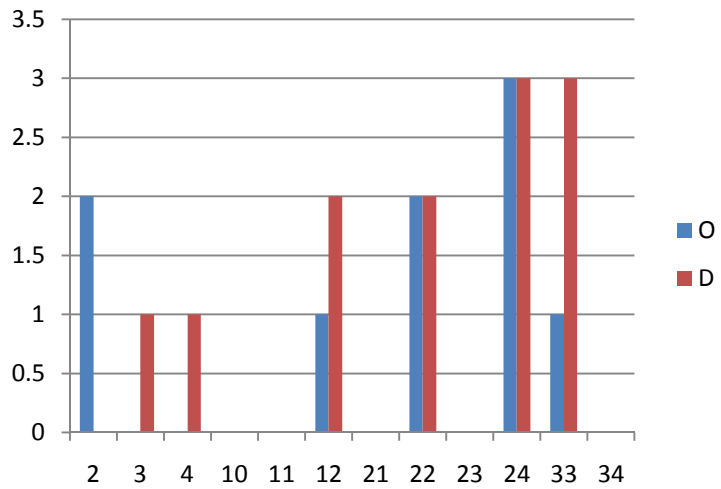
Fouls



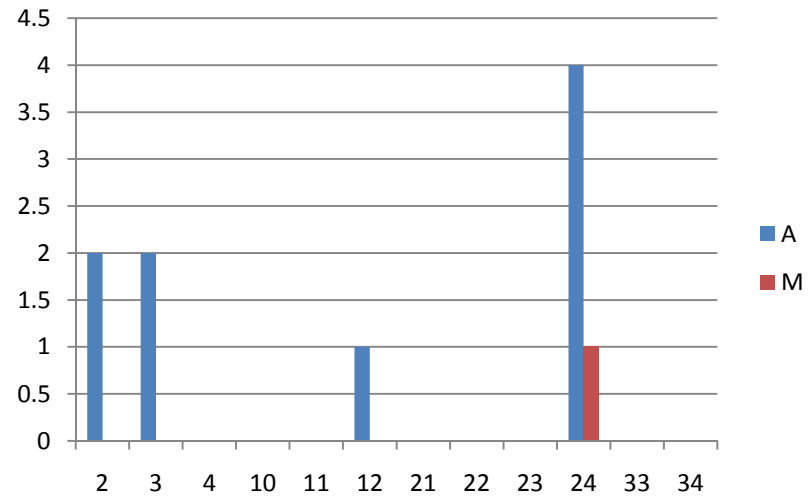
Total Points



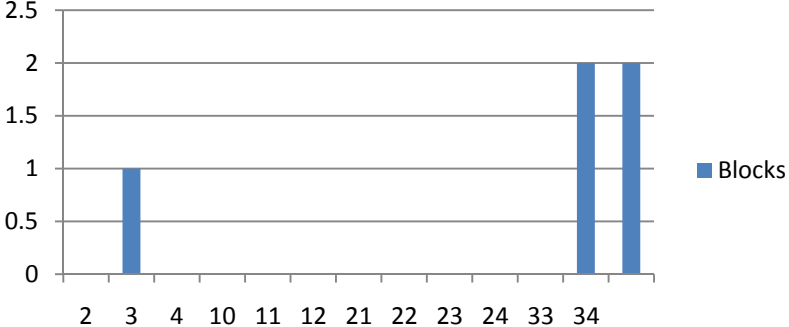
Rebounds



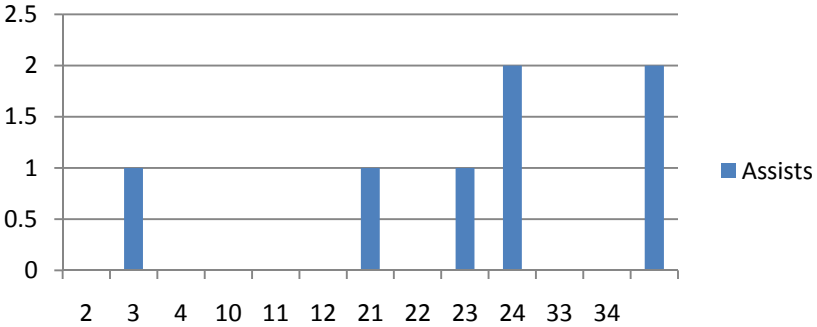
Free Throws



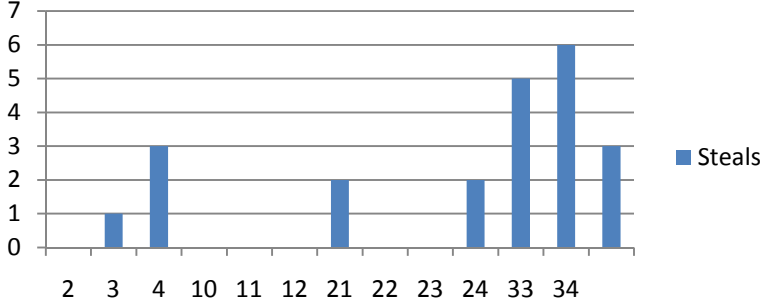
Blocks



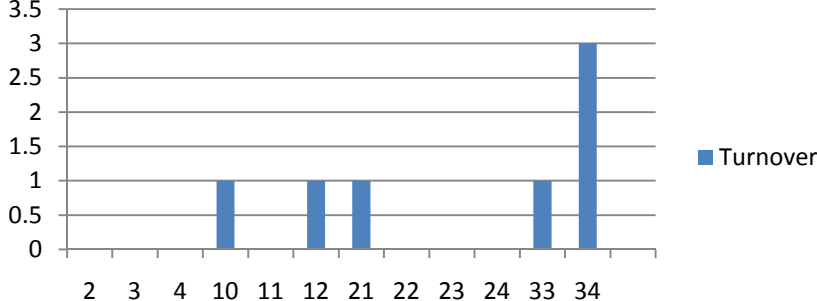
Assists



Steals



Turnover



Team: Reno Huskies **Score**
59

Opponent: Manogue Miners **33**

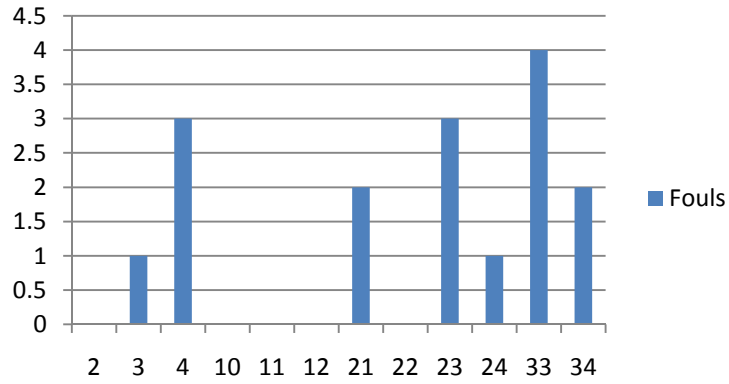
Date: 12/13/2008

Fouls	#	FG	3's	Free Throw		Total Points	Rebounds		Turnover	Blocks	Assists	Steals
				A	M		O	D				
1	2	2	0	4	1	5	0	5	0	0	2	1
3	3	1	0	2	0	2	0	1	0	0	2	1
0	4	1	0	0	0	2	0	2	2	0	0	1
0	10	0	0	2	2	2	0	0	2	0	1	2
0	11	0	0	0	0	0	0	1	1	2	1	0
2	12	0	0	0	0	0	0	1	2	0	0	0
0	21	0	0	0	0	0	0	0	0	0	0	0
3	22	9	0	3	1	19	0	2	1	4	3	1
1	23	1	0	0	0	2	0	0	1	0	1	2
4	24	5	0	2	0	10	1	0	3	0	0	2
2	33	2	0	4	2	6	0	4	0	2	1	5
0	34	4	1	3	0	11	1	2	1	5	2	6

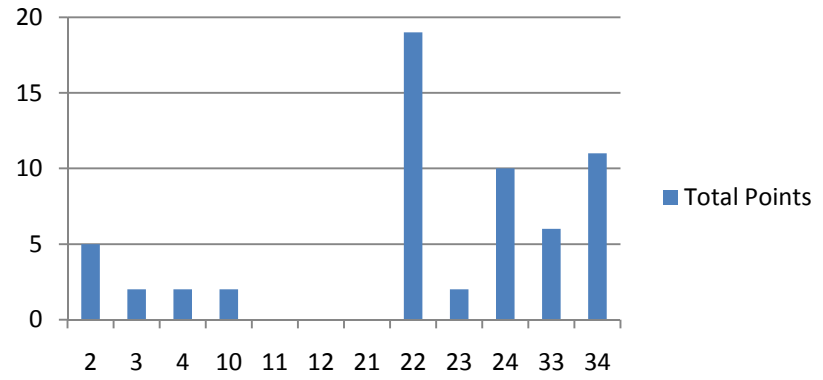
1st Fouls: 5

2nd Fouls: 6

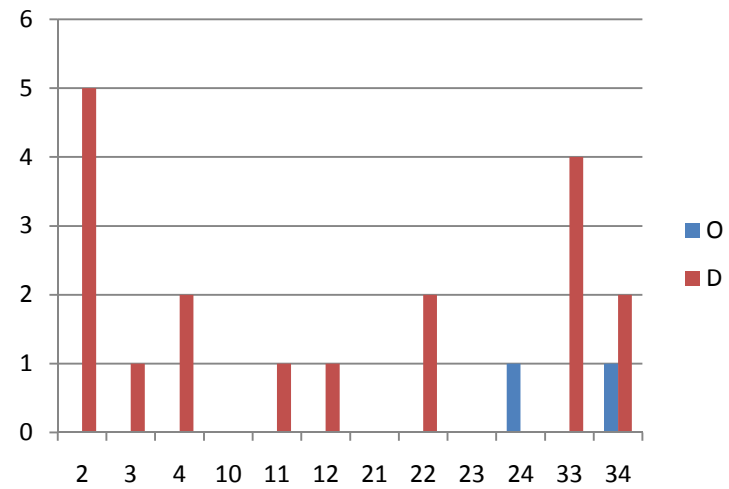
Fouls



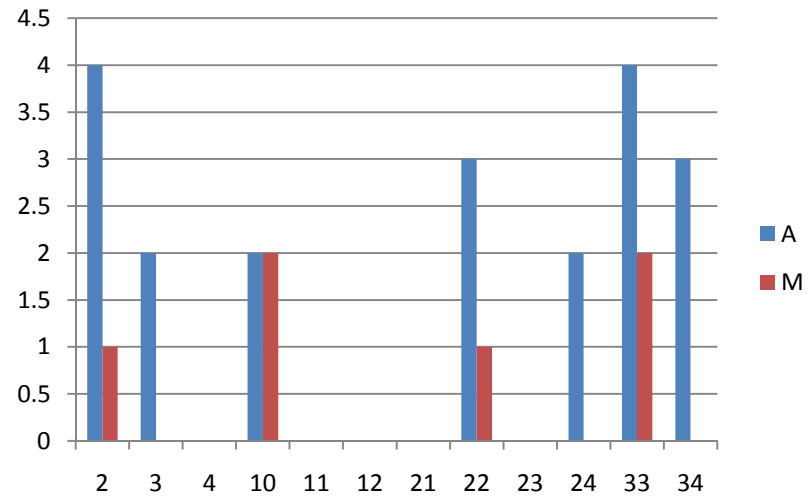
Total Points



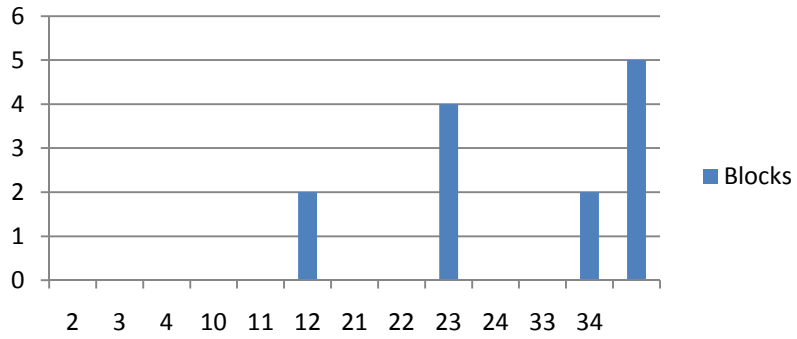
Rebounds



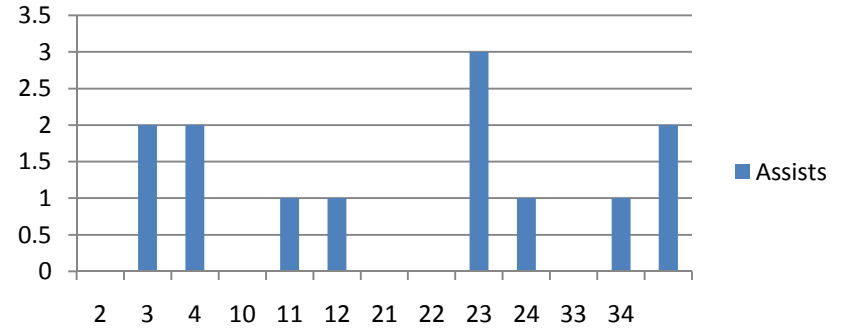
Free Throws



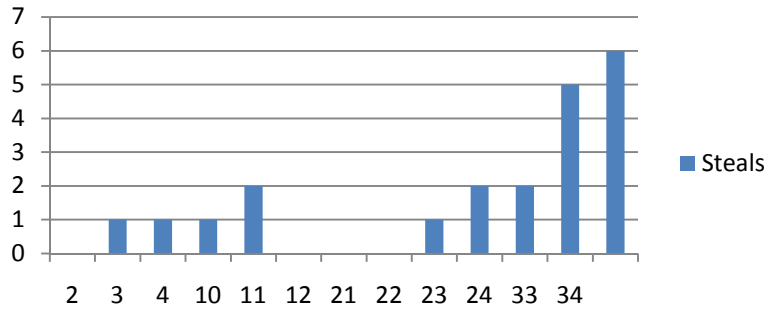
Blocks



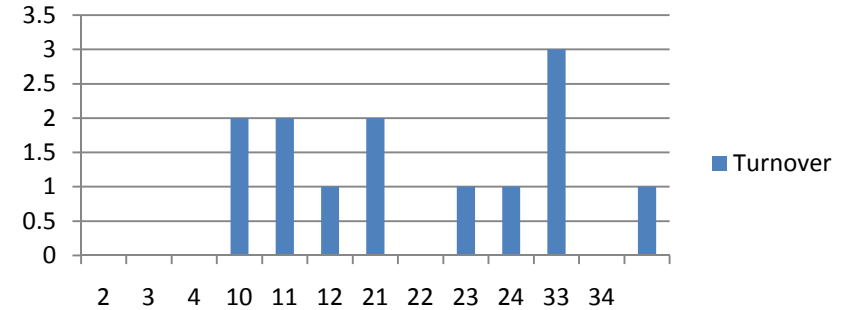
Assists



Steals



Turnover



Season Totals

#	Free Throw		Freethrow %	Total Points	Rebounds		Rebounds Total	Turnover	Blocks	Assists	Steals
	A	M			O	D					
2	12	4	33%	10	4	6	10	2	1	4	3
3	6	0	0%	16	2	3	5	1	0	2	8
4	2	1	50%	11	1	11	12	5	0	0	2
10	4	3	75%	7	0	0	0	2	0	1	2
11	0	0	#DIV/0!	0	0	2	2	2	2	2	0
12	4	1	25%	5	2	4	6	5	0	1	9
21	0	0	#DIV/0!	0	0	0	0	0	0	0	0
22	19	10	53%	56	5	10	15	6	6	6	3
23	2	1	50%	13	2	3	5	6	0	4	8
24	15	5	33%	54	9	19	28	4	3	1	9
33	8	5	63%	49	5	14	19	6	6	2	20
34	7	3	43%	29	2	4	6	1	8	4	14